

Govan Schools Pipes & Drums Association Ltd

Balance Sheet Report

To: 31 March, 2019

ASSETS

Fixed Assets

0020 - Instruments	16,616.66	
0021 - Instruments Depreciation	-7,268.45	
0030 - Uniforms	1,413.20	
0031 - Uniforms Depreciation	-453.47	
0040 - Computer Equipment	628.99	
0041 - Computer Equipment Depreciation	-174.54	
	Total Fixed Assets	£10,762.39

Current Assets

1200 - Govan Schools Piping Association	15,953.32	
	Total Current Assets	£15,953.32

TOTAL ASSETS **£26,715.71**

LIABILITIES


Current Liabilities


2100 - Creditors Control Account	-15.00	
	Total Current Liabilities	-£15.00


Future Liabilities

Total Future Liabilities **£0.00**

TOTAL LIABILITIES **-£15.00**

 5/6/19 28 May 2019 08:57
SECRETARY

 5/6/19 VICE - CHAIRMAN

 5/6/19 CHAIRMAN

TOTAL NET ASSETS £26,730.71

EQUITY

Net Profit / Loss	26,730.71
3200 - Funds	47,210.73
Net Profit / Loss (prior year(s))	0.00
Net Profit / Loss (current year)	-20,480.02
TOTAL EQUITY	£26,730.71

Christine Smith 5/6/19

28 May 2019 08:57

SECRETARY

Janet [Signature] 5/6/19

VICE CHAIRMAN

Janet [Signature] 5/6/19

CHAIRMAN

Show Brought Forward values

Nominal Code	Name	Brought Forward		Last Financial Year		Totals	
		Debit	Credit	Debit	Credit	Debit	Credit
0020	Instruments	16,014.15		602.51		16,616.66	
0021	Instruments Depreciation		5,618.76		1,649.69		7,268.45
0030	Uniforms	913.20		500.00		1,413.20	
0031	Uniforms Depreciation		284.10		169.37		453.47
0040	Computer Equipment	628.99				628.99	
0041	Computer Equipment Depreciation		94.34		80.20		174.54
1200	Govan Schools Piping Association	35,651.59			19,698.27	15,953.32	
2100	Creditors Control Account			15.00		15.00	
3200	Funds		47,210.73				47,210.73
4010	Donations				3,561.07		3,561.07
5000	Tuition Fees			20,007.77		20,007.77	
7000	Rent			105.60		105.60	
7200	Travelling			395.00		395.00	
7352	Computer and Software			87.99		87.99	
7604	Insurance			312.32		312.32	
7606	Subscriptions			216.00		216.00	
7701	Bank Charges			82.15		82.15	
7904	Professional Fees			935.00		935.00	
8000	Depreciation			1,899.26		1,899.26	
	TOTAL	£53,207.93	£53,207.93	£25,158.60	£25,158.60	£58,668.26	£58,668.26

Christine Dunlop
Janie White 5/6/19
Janie White 5/6/19
SECRETARY 5/6/2019
CHAIRMAN
VICE CHAIRMAN

Govan Schools Pipes & Drums Association Ltd

Profit and Loss Report

01 April, 2018 - 31 March, 2019

Financial Year 2018/2019

	Apr	May	Jun	Jul	Aug	Sep	Oct	Nov	Dec	Jan	Feb	Mar	Totals
SALES													
4010 - Donations		1,000	349		100	28		20	2,000		34	30	3,561
Total Sales (£)		1,000	349		100	28		20	2,000		34	30	3,561
DIRECT EXPENSES													
5000 - Tuition Fees	2,530	1,350	4,560		400	2,820	1,800	2,748	820		1,290	1,690	20,008
Total Direct Expenses (£)	2,530	1,350	4,560		400	2,820	1,800	2,748	820		1,290	1,690	20,008
GROSS PROFIT/LOSS (£)	-2,530	-350	-4,211		-300	-2,792	-1,800	-2,728	1,180		-1,256	-1,660	-16,447
OVERHEADS													
7000 - Rent			106										106
7200 - Travelling				30							365		395
7352 - Computer and Software								28			60		88
7604 - Insurance			312										312
7606 - Subscriptions									216				216
7701 - Bank Charges			20			21			20			21	82
7904 - Professional Fees	50		30	15	15	115	15	575		105	15		935
8000 - Depreciation												1,899	1,899
Total Overheads (£)	50		468	45	15	136	15	603	236	105	440	1,920	4,033
NET PROFIT/LOSS (£)	-2,580	-350	-4,679	-45	-315	-2,928	-1,815	-3,331	944	-105	-1,696	-3,580	-20,480

Jain Manoj Kumar 5/6/19 VICE CHAIRMAN
Jan White 5/6/19 CHAIRMAN
Christine Bunt 5/6/2019 SECRETARY